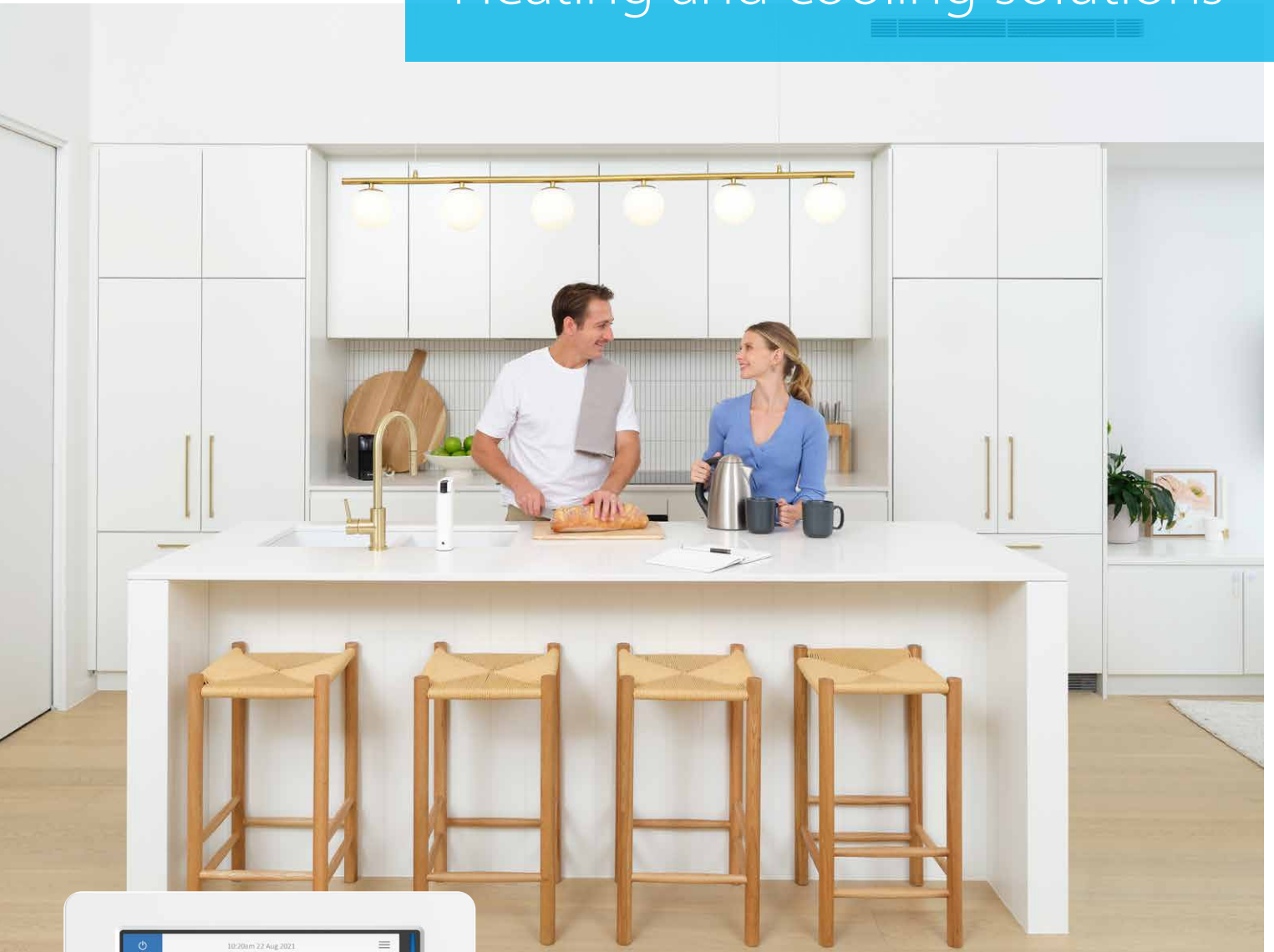


Ducted Systems

Heating and cooling solutions



Perfecting the Air

Every day we breathe in 10,000 litres of air. It nourishes us. Enriches us. A deep breath of clean air is exactly what nature intended. It's amazing that something we can't see can make such a difference to our health and well-being – and it's why we believe every breath should be 'perfect'.

At Daikin, we've been 'perfecting the air' for over 50 years to make your home a calm and comfortable place – for you and your family.

As 'Air Specialists', Daikin is driven to improve all aspects of indoor air quality - from temperature and humidity, to flow and cleanliness.

Contents

Daikin Ducted Air	4
Trusted name	6
What is Seasonal Performance?	7
Daikin technology	8
Premium Inverter Ducted	10
Inverter Ducted	12
FBA Slimline Ducted	14
FDYBA Bulkhead System	15
Daikin AirHub	16
Standard controllers	18
Daikin Airbase	20
Features checklist	22
Features and benefits	23
Product specifications	24
Why choose a Daikin Specialist Dealer?	31

Daikin Ducted Air

Whole house comfort

Ensuring your new home is designed with Daikin ducted air conditioning for heating and cooling when and where it's needed will enable you and your family to live comfortably.

Comprised of a concealed indoor unit, a sophisticated zone controller and a compact outdoor unit, Daikin ducted air conditioning provides high-performance comfort without compromising on your home's overall aesthetic.

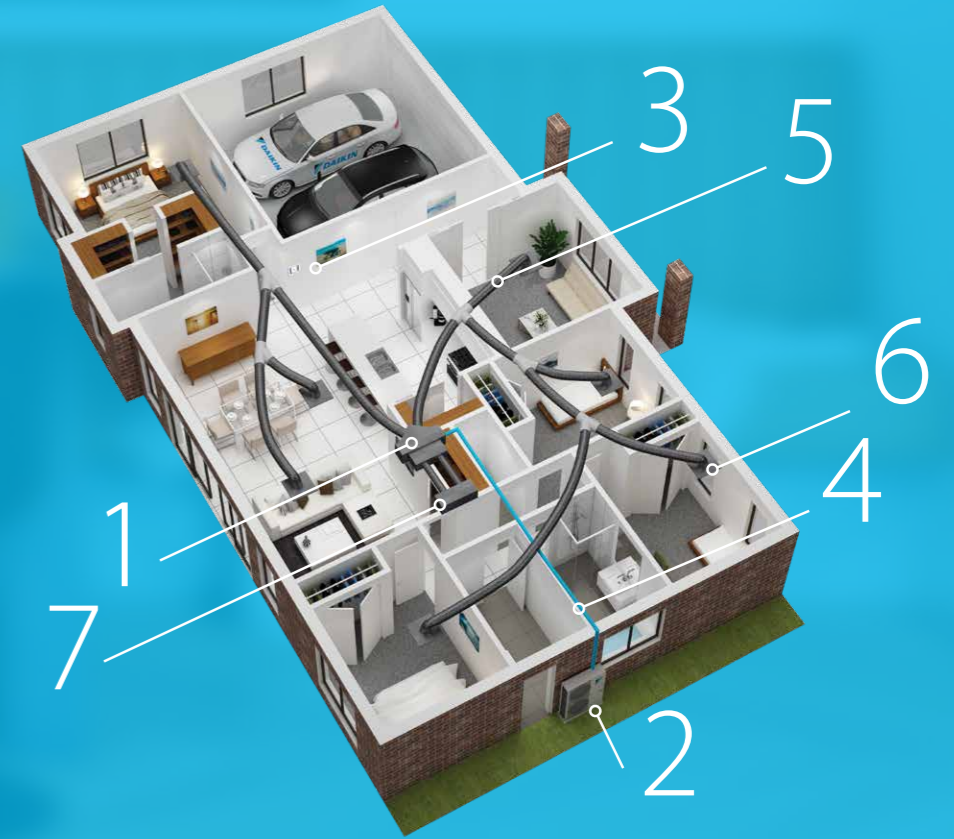
AirFX

Daikin's exclusive AirFX range of ducted installation accessories is designed to meet relevant Australian standards and to ensure your ducted system operates efficiently and reliably.

Did you know that in summer, your roof temperature can reach upwards of 80°C? Under such extreme roof temperature, up to 30% of the capacity delivered through your ducted system may be lost through the flexible duct network, impacting both your comfort and power bills.

To get the most out of your ducted system, always insist that compliant flexible duct is installed with an insulation R-Value* rating appropriate to your climate zone. Daikin AirFX flexible duct is also manufactured in Australia, supporting our local industries.

Daikin Ducted and AirFX accessories



Comfort all year round



1. Indoor unit

Concealed in the ceiling, the indoor unit continually draws in return air over its heat exchanger and blows cooled or heated air back into your home.



3. Zone Controller

Up to 8 zones can be managed from the Zone Controller. Zones can be turned On or Off and with our AirHub Linear Zone Controller, zone temperature can be adjusted $\pm 2^\circ\text{C}$ of the set point.



4. Refrigerant pipes

These pipes are concealed out of sight and form the conduit for transferring heat between the indoor unit and outdoor unit via the refrigerant cycle.



6. Supply air diffusers

Conditioned air is delivered into your indoor home environment via supply air diffusers. A selection of diffusers is available to suit your home's design aesthetic.



2. Outdoor unit

Featuring inverter technology, the outdoor unit takes the hot or cold air from the indoor unit and expels it outside.



5. Flexible duct

Flexible duct distributes conditioned air throughout the home. Ensure the duct used is well insulated to minimise heat loss. This will ensure your ducted system works as efficiently as possible.



7. Return air grilles

These grilles are the pathway for air from your home to be conditioned by the ducted system. A detachable filter is included to remove household dust.

*R1.0, R1.5 or R2.0 based on the climate zone you're in and AS/NZS 4254.1 & AS/NZS 4859.1 certified.

Trusted Name

Daikin Ducted - more for your money

When you choose a Daikin, you can be confident you've made a smart choice for your home and your family.

Local after sales service and support

Daikin has an established Service Department including an in-house call centre, spare parts division and support centre for all technical enquiries.

Daikin exceeds MEPS energy efficiency requirements

In the interests of increasing the overall air conditioning efficiency, all ducted air conditioners with a cooling capacity of up to 65kW sold in Australia or New Zealand must now comply with the Minimum Energy Performance Standards (MEPS), as set out in Australian and New Zealand Standard 3823.2:2013.

All Daikin air conditioners exceed MEPS requirements, in line with Daikin's commitment to providing energy efficient, quiet, simple to use and reliable air conditioning solutions.



Australian Made Certification

Through our commitment to expand our local manufacturing capability, all Daikin ducted indoor units* have received 'Australian Made' certification.

A registered certification trademark, the Australian Made logo is Australia's most trusted, recognised and widely used country of origin symbol, and is underpinned by a third-party accreditation system, which ensures products that carry the logo are certified as 'genuinely Australian'.

Products that have received Australian Made certification are of the highest quality and have met the criteria set out in the Australian Consumer Law and Australian Made, Australian Grown (AMAG) logo Code of Practice.

*Premium Inverter and Inverter range.

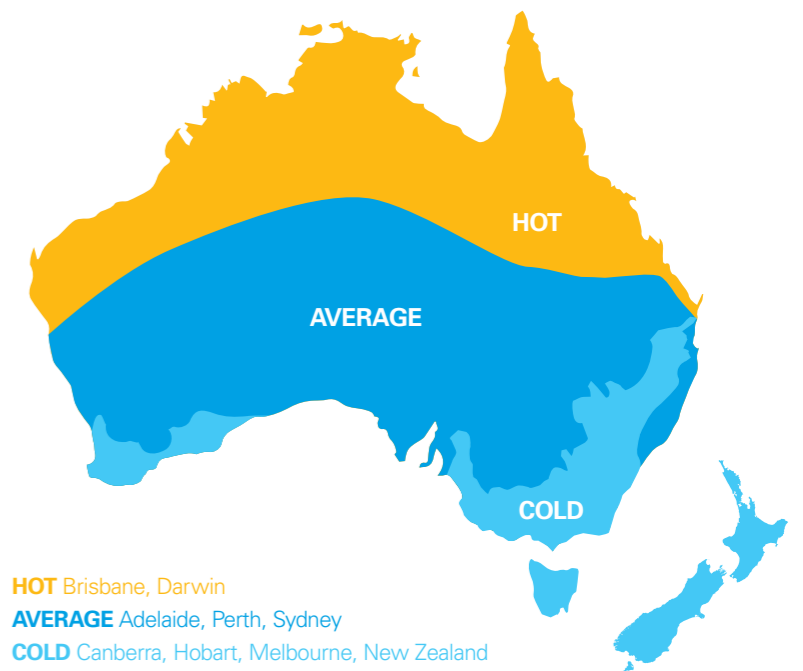


What is Seasonal Performance?

Air conditioning units receive seasonal performance ratings which take into consideration the local climate where the air conditioner is installed and the seasonal temperature differences experienced throughout the year.

The rating system divides Australia into three distinct climate zones; hot, average and cold. Air conditioning systems will perform differently depending on where they're installed, so it's important to choose the right model for your zone.

Each model is given a Total Cooling Seasonal Performance Factor (TCSPF) rating and a Heating Seasonal Performance Factor (HSPF) rating. The greater the TCSPF and HSPF ratings, the more efficient the air conditioner will be.




Example (seasonal performance – residential)

MODEL	ZONE	TCSPF	HSPF
FDYA160AV19 RZAS160C2V1	HOT	4.77	4.55
	AVERAGE	4.37	3.97
	COLD	4.55	3.41

TCSPF/HSPF refers to the seasonal efficiency of an air conditioner as outlined in the GEMS 2019 Determination.
 TCSPF: Total Cooling Seasonal Performance Factor as per AS/NZS 3823.4.1:2014.
 HSPF: Heating Seasonal Performance Factor as per AS/NZS 3823.4.2:2014.



Daikin Technology

Indoor Unit



For over 90 years, Daikin has invested heavily in Research and Development to deliver more effective climate control for you and your family. Daikin technologies help make Daikin air conditioners energy efficient, powerful, reliable and easy to use.

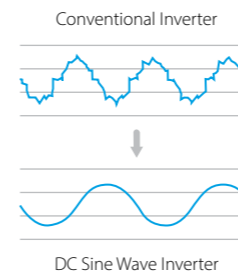
Outdoor Unit



1. Indoor heat exchanger
Our new indoor heat exchangers have been designed to deliver maximum capacity output in a compact casing size. Through the use of cutting-edge technologies, our indoor heat exchangers utilise 5mm copper pipes to ensure heat is removed from your home efficiently.



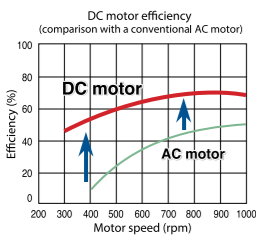
3. Sirocco fan
Daikin's ducted units are fitted with lightweight single injection moulded Sirocco Fans. These fans feature an aerodynamic fan blade design which reduces turbulence for a more efficient and quieter delivery.



5. Inverter compressor
Daikin's swing and scroll DC sine wave inverter compressors are quieter and more efficient than conventional compressors thanks to their high pressure dome construction and the usage of high pressure lubrication oil.



7. Saw edge fan blade
The addition of a saw tooth edge at the rear of the blade smooths air flow over the blade surface, reducing turbulence which in turn results in a quieter, more efficient means of delivering comfort to your home.



2. DC fan motor
Daikin indoor units are equipped with a high-efficiency DC fan motor. By utilising high-power permanent magnets instead of the induced magnetism of conventional AC motors, Daikin's DC motor can deliver significantly higher motor efficiency.



4. Enhanced reliability
The indoor unit's fail safe logic is designed for the harsh Australian summer. Fan speed is regulated on start-up when roof temperatures are at an extreme level for enhanced reliability.



6. Reluctance DC motor
Daikin's Reluctance DC motor utilises the magnetic torque of neodymium magnets in conjunction with reluctance torque, resulting in more energy efficient operation. These neodymium magnets are 10 times stronger than conventional ferrite magnets.



8. Refrigerant cooled PCB
The heat produced by the inverter PCB module is cooled by a sub heat exchanger* that provides stable operation, enhanced reliability and continuous operation up to 50°CDB ambient^.

*Refrigerant Cooled PCB only applicable to RZAS71-160C2V1, RZA85-160C2V1 & RZA71-160C2Y1.
^50°CDB ambient only applicable to RZAS71-160C2V1.

Engineered with the latest technology innovations including R32 refrigerant, our Premium Inverter series offers market-leading energy performance, design flexibility and R22 retrofit capability^.



6 R32 MODELS
SINGLE PHASE
7.1kW - TO - 16.0kW
CAPACITY RANGE

6 R410A MODELS
THREE PHASE
18.0kW - TO - 24.0kW
CAPACITY RANGE

Premium Inverter Ducted

Superior energy performance

Engineered with features such as a redesigned Cross-Pass Heat Exchanger on the outdoor unit, DC Fan motor on the indoor unit and Daikin's patented swing compressor, our new Premium Inverter series takes energy efficiency to the next level.

Night Quiet Mode

Our outdoor units are amongst the quietest on the market. If the noise levels need to be further reduced, engaging the Night Quiet Mode feature will reduce the noise levels by 4dBA**.

R32 refrigerant

R32 is the next generation in refrigerants with a substantially lower 'Global Warming Potential Factor' than R410A, providing less risk of harm to the environment*.

Automatic Airflow Adjustment

Utilising the DC fan technology on our indoor unit, the Automatic Airflow Adjustment feature ensures the indoor fan operates at the appropriate settings to automatically deliver the optimum airflow to your home always.

Design flexibility

The side discharge configuration of the outdoor unit enables convenient installation onto the narrow side access of modern homes. Additionally, the indoor unit can also be separated into 2 sections for easy installation and retrofitted into existing homes.

Australian Made



Premium Inverter Ducted indoor units are specifically designed and manufactured in Sydney, NSW to perform in Australian conditions.



The Airbase Smartphone Interface is an optional accessory that allows you to control your Daikin Ducted System from anywhere, anytime.

Increased operation limits

Built for the harsh Australian climate, the refrigerant cooled PCB technology incorporated in the outdoor unit enables continuous operations up to 50°C ambient.

Heating Focus option

Heating Focus models are available in 180, 200 and 250 Class models. These models provide improved heating performance at low ambient temperatures, ideal for cold climate zones such as Canberra, Hobart & Melbourne. These models are not R22 retrofit capable.


*Applies to 71-160 Class Models.

**Outdoor sound levels are determined in an anechoic chamber and may differ once the unit is installed due to ambient conditions.

^Strict guidelines apply for R22 Retrofit Capability, please speak to your installer for further information.

Note: R32 ducted indoor units must be installed in the ceiling space. Not suitable for under floor installation.

Engineered to deliver a compact and efficient design, the new Inverter series is ideal for installation in the tight roof space of any modern home and now also features R22 retrofit capability^.



14 R32 MODELS

SINGLE + THREE PHASE OPTIONS

5.0kW - TO - 15.5kW CAPACITY RANGE

3 R410A MODELS

THREE PHASE

18.0kW - TO - 23.5kW CAPACITY RANGE

R32

Inverter Ducted

Improved energy performance

Adopting advanced technologies such as a DC Fan motor, Cross-Pass Heat Exchanger on the outdoor unit with increased heat exchange area and Daikin's patented swing compressor, our new Inverter series is designed to operate with improved efficiencies throughout the year.

Night Quiet Mode

Our outdoor units are amongst the quietest on the market. If the noise levels need to be further reduced, engaging the Night Quiet Mode feature will reduce the noise levels by 4dBA*.

Expanded 3 phase range

Designed for homes with a 3 phase power supply in place, our new R32 Inverter series ensures a simple and convenient installation without the need to worry about unbalanced electrical loads at your electrical distribution board.

Automatic Airflow Adjustment

Utilising the DC fan technology on our indoor unit, the Automatic Airflow Adjustment feature ensures the indoor fan operates at the appropriate settings to automatically deliver the optimum airflow to your home.

Space saving outdoor unit

The Inverter series outdoor units are more compact than ever before. Models up to 200 Class are now encased in a space saving side discharge outdoor unit, allowing you to place the unit on the side access of your home and not compromise its external appearance.

Compact indoor unit

Today's modern home designs are maximising living spaces with higher ceilings resulting in shallower roof spaces. Our Inverter series features compact indoor units with a low profile height of ≤360mm allowing them to fit comfortably into modern homes.

Australian Made



Inverter Ducted indoor units are specifically designed and manufactured in Sydney, NSW to perform in Australian conditions.



The Airbase Smartphone Interface is an optional accessory that allows you to control your Daikin Ducted System from anywhere, anytime.

*Outdoor sound levels are determined in an anechoic chamber and may differ once the unit is installed due to ambient conditions.
 ^Only applicable to 50-160 Class. Strict guidelines apply for R22 Retrofit Capability, please speak to your installer for further information.
 Note: R32 ducted indoor units must be installed in the ceiling space. Not suitable for under floor installation.

FBA Slimline Ducted



Compact design

The new and improved FBA series has been designed to meet the construction challenges of modern commercial and medium density apartment development.

R32 refrigerant

R32 is the next generation in refrigerants with a substantially lower 'Global Warming Potential Factor' than R410A, providing less risk of harm to the environment.

Superior design

With an industry-leading compact size (245mm height), DC Fan on the indoor unit with an ESP of 150Pa and a built-in condensate pump with a lift of up to 850mm, the new and improved FBA unit is ideal for applications with tight ceiling spaces. The 85m (100-140 Class) pipe run also enables greater flexibility in the placement of the outdoor unit.

Automatic Airflow Adjustment

Automatic Airflow Adjustment feature allows the fan speed to adjust automatically to suit your duct design during commissioning, simplifying the process and saving time.

15 R32 MODELS
SINGLE + THREE PHASE OPTIONS
5.0kW - TO - 14.0kW CAPACITY RANGE

Note: R32 ducted indoor units must be installed in the ceiling space. Not suitable for under floor installation.



FDYBA Bulkhead System



3-D Auto Swing Grille option installed.

Efficient & discreet

The new R32 FDYBA Bulkhead fits flush into the ceiling with only the suction air and discharge grilles visible inside your home and leaving maximum floor and wall space for furniture, decoration and fittings.

Compact performance

Offering maximum performance in a compact, 450mm deep package, this model is ideal for wardrobe installations where space is at a premium.

3-D Auto Swing Grille (Option)*

Vertical & horizontal motorised louvres installed in front of the bulkhead provide 3-D airflow distribution, circulating air to all corners of the room.

Auto Clean Air Filter Module (Option)^

The Auto Clean Filter Module keeps the internal filter clean by collecting dust and storing it in a convenient vacuum port for easy removal.

Australian Made

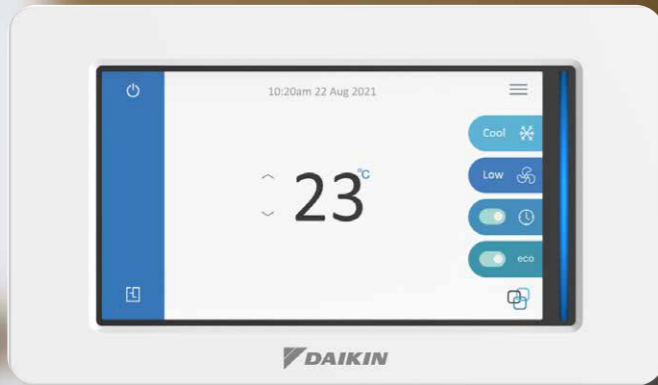
FDYBA Bulkhead indoor units are specifically designed and manufactured in Sydney, NSW to perform in Australian conditions.



5 R32 MODELS
SINGLE PHASE
2.5kW - TO - 7.1kW CAPACITY RANGE

*BDG20A09A1 for 25 Class, BDG20A15A1 for 35-50 Class & BDG20A20A1 for 60-71 Class. Only compatible with BRC1E63 controller.
 ^BAE20A62 for 25 Class, BAE20A82 for 35-50 Class & BAE20A102 for 60-71 Class (all models extend depth by 188mm). Only compatible with BRC1E63 controller.
 Note: R32 Bulkhead indoor units are not suitable for under floor installation.

Daikin's AirHub Touch Zone Controller with its contemporary design, intuitive controls and innovative features will give you the flexibility to deliver precise temperature control and ultimate comfort where it is needed in your home.



Wired Sensor

Wireless Sensor

AirHub comes in two versions

1. ON/OFF ZONE CONTROL*

Allows users to air-condition occupied zones and switch off unoccupied zones. Features Airside Control.



Example: Temperature set point @ 22°C in all ON zones

2. LINEAR ZONE CONTROL**

Enables users to switch zones on and off as well as set the zone temperature to within ±2°C. Features Opti-Zone Control.



For Linear Control, a remote temperature sensor is required for each zone. Wired or wireless options are available.

Example: Main temperature set point @ 22°C with a ±2°C range

*Only compatible with all Premium Inverter and Inverter Ducted models, however Airside Control feature is not available on R410A (FDYQN) Inverter Ducted models.
**Only compatible with R32 (FDYA) Premium Inverter and R32 (FDYAN) Inverter Ducted models.

Daikin AirHub

Ultimate air control for your home




Features

- › 7" colour resistive touch screen interface housed in a contemporary casing design with a matte white finish.
- › Both On/Off or Linear Control options available in either a 4 or 8 zone design.
- › Flush mounted 11mm off the wall for a clean, minimalistic look.
- › Weekly Schedule Timer with individual zone timer, for programming the system and individual zones on or off at set times of the week.
- › Optional wireless remote temperature sensors, ideal for homes with internal brick walls.
- › Eco settings such as Setpoint Range Limit, Setpoint Auto Reset and Auto Off Timer enables you to easily reduce your ducted system's energy consumption.

AIRHUB ITEMS	
BRCMTZCB9	Main Zone Controller
BRCSTZCB9	Sub Zone Controller
BRC24TZ4B9	4 Zone, On/Off Zone Controller Box (24V)
BRC24TZ8B9	8 Zone, On/Off Zone Controller Box (24V)
BRC24TLZ4B9	4 Zone, Linear Zone Controller Box (24V)
BRC24TLZ8B9	8 Zone, Linear Zone Controller Box (24V)
BRC501A-1	Wired Temperature Sensor
BRYW1B-1	Wireless Temperature Sensor
BRYW1B-2	Wireless Sensor Receiver
CONTROLLER SPECIFICATION	
HxWxD (mm)	134x232x64 (11mm Flush)
Screen (Diagonal)	7.00"
SENSOR SPECIFICATION	
Wired - HxWxD	50x60x20
Wireless - DIAxD	Ø67x15

Tip! Need a second controller? Daikin Airbase is a great option!



What is Airside Control?

As zones are turned off, the indoor unit fan reduces speed between 60-100% of the nominal airflow rate to meet the airflow requirement of the remaining open zones for quieter operation and greater energy savings.

What is Optizone Control?

OptiZone Control will automatically regulate the individual zone dampers to deliver precise airflow to meet the temperature settings and heat load of each zone. As the zone dampers adjust, the indoor unit fan speed will intelligently regulate between 30-100% of the nominal airflow rate to deliver the required airflow to maintain the comfort levels of each zone.

On days when the heat load is mild or low, significant energy savings can be achieved through OptiZone Control, truly optimising the system for ultimate comfort.

At Daikin, we have a range of other controllers available to control your ducted air conditioning system to suit your lifestyle needs.



Standard controllers

Zone Controller (On/Off Control Only)


Features

- › Backlit display with easy-to-read text.
- › Three different timer and time clock operations for precise, programmable control for your home.
- › Countdown On-Off timer, programmable in 1 hour increments for up to 12 hours.
- › A simple 7-day Time Clock, to program the controller to turn the system on or off at set times any day of the week. Two different on and off programs can be set for each day of the week.
- › An advanced 7-day Time Clock extends the functionality of the Simple 7-day Time Clock with advanced features such as Zone Control and Temperature Sensor Selection, for the ultimate in-home comfort.
- › Airside Control when connected with Premium Inverter (71-250 Class) and Inverter (50-160 Class) Ducted models.



(Optional upgrade with Premium Inverter Ducted and Inverter Ducted models)

ZONE CONTROLLER MODEL NO:	
BRC230Z4B9	Up to four zones (230-240v)
BRC230Z8B9	Up to eight zones (230-240v)
BRC24Z4B9	Up to four zones (24v)
BRC24Z8B9	Up to eight zones (24v)
BRC5ZC19	Sub Zone Controller
SPECIFICATION	
HxWxD (mm)	120x170x24
Screen (Diagonal)	3.17"

Tip! Need a second controller? Daikin Airbase is a great option!  Airbase compatible

Nav Ease Controller


Features

- › Clear, backlit display with easy-to-read text.
- › Weekly schedule timer, to program on and off times.
- › Home Leave function can turn your air conditioner on automatically when room temperatures drop below 10°C.
- › Quick Cool / Heat mode, which temporarily increases air conditioning power to more rapidly reach your desired operating temperature, before automatically returning to normal operation.
- › Set Temperature Mode Changeover, automatically switches from a cooling to heating cycle, or a heating to cooling cycle at pre-set points.
- › Temperature Limit, to predefine a temperature range for cooling or heating cycles, helping you reduce your energy consumption.



(Included with Premium Inverter Ducted and Inverter Ducted models)

NAV EASE MODEL NO: BRC1E63	
SPECIFICATION	
HxWxD (mm)	120x120x19
Screen (Diagonal)	3.33"

Tip! Need a second controller? Daikin Airbase is a great option!  Airbase compatible

Notes:

1. Premium Inverter, Inverter & Slim-Line Ducted models are compatible with Nav Ease & Zone Controller, Bulkhead models are only compatible with Nav Ease Controller
2. Airside Control function regulates the fan RPM between 60% to 100% of the indoor unit's nominal airflow rate
3. Airbase is not compatible with Sub Zone Controller



Operation mode

Push notification

On/off Timer

Zone Control

Smart home

With Daikin Airbase your ducted system can now be part of the Google and Amazon home automation ecosystem alongside 3rd party supplied lights, garage doors, security systems etc.

By linking your Airbase account with Google Home or Amazon Alexa, the Daikin ducted system can be operated directly from their companion app or smart speaker.

"Hey Google, turn on the aircon"

Amazon Alexa Enabled Google Assistant Enabled

Google/Amazon Smart Speaker and Home Automation Ecosystem Purchased Separately

Daikin Airbase

Control at your fingertips

Daikin Airbase puts your ducted system's frequently used functions at your fingertip with an easy-to-use app.

In conjunction with Daikin's BRP15B61 wireless LAN adaptor, the Airbase app lets you use your smartphone or tablet* to operate your air conditioning unit via your in-home Wi-Fi or remotely with an internet connection.

Up to 10 systems** can be conveniently monitored and controlled on the app anywhere, anytime.



Features

FUNCTION	DUCTED/ BULKHEAD WITH NAV EASE	DUCTED WITH ON/OFF ZONE CONTROL	DUCTED WITH LINEAR ZONE CONTROL
Start/stop operation	✓	✓	✓
Temperature setting	✓	✓	✓
Fan speed settings	✓	✓	✗
Mode selection (cool/heat/fan/dry)	✓	✓	✓
Zone on/off	✗	✓	✓
Zone Temperature (±2°C)	✗	✗	✓
24 hour on/off timer	✓	✓	✓
Enter zone names	✗	✓	✓
Error notification	✓	✓	✓
Room temperature display	✓	✓	✓
Filter clean reminder	✓	✓	✓
Push notification (on/off alerts)	✓	✓	✓
Automatic adaptor firmware update	✓	✓	✓
Setup Wizard in app	✓	✓	✓

Three ways to connect

1. Direct connection

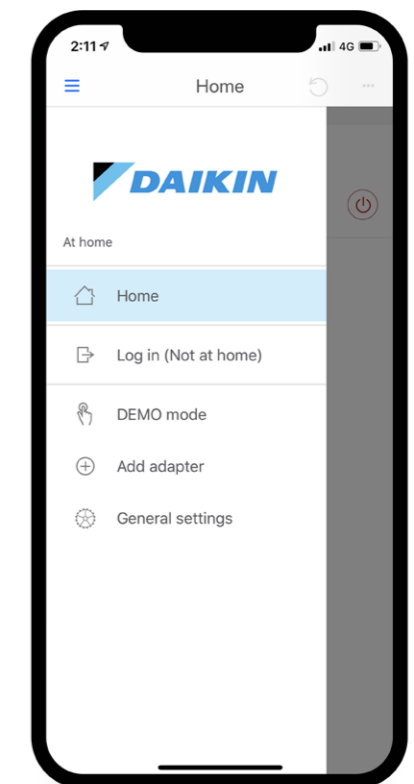
For locations without a Wi-Fi network, the app can wirelessly connect directly to a WLAN adaptor equipped air conditioner, when in range.

2. Wi-Fi connection

A WLAN adaptor equipped air conditioner can easily be joined to a local Wi-Fi network. Once connected, the system can be controlled from any networked Android or iOS device.

3. Internet connection

Monitor and control your system from virtually anywhere, adjusting temperature and setting for a comfortable environment ready for when you arrive home. With no subscription costs from Daikin, all you need is a permanent internet connection for your Wi-Fi network, and an internet connection for your phone or tablet.



*Only compatible with Android (≥ 5.0) & iOS (≥ 8.0) devices and in portrait orientation only

**Each ducted system requires a BRP15B61 adaptor & must be connected on the same Wi-Fi network

Features checklist

	PREMIUM INVERTER (71-160 CLASS)	PREMIUM INVERTER (180-250 CLASS)	SLIMLINE	BULKHEAD	INVERTER (50-160 CLASS)	INVERTER (180-250 CLASS)
	FDYA71AV19 FDYA85AV19 FDYA100AV19 FDYA125AV19 FDYA140AV19 FDYA160AV19	FDYQ180LCV1 FDYQ200LCV1 FDYQ250LCV1	FBA50BAVMA FBA60BAVMA FBA71BVMA FBA85BVMA FBA100BVMA FBA125BVMA FBA140BVMA	FDYBA25AV1 FDYBA35AV1 FDYBA50AV1 FDYBA60AV1 FDYBA71AV1	FDYAN50AV1 FDYAN60AV1 FDYAN71AV1 FDYAN85AV1 FDYAN100AV1 FDYAN125AV1 FDYAN140AV1 FDYAN160AV1	FDYQN180LCV1 FDYQN200LCV1 FDYQN250LBV1
Inverter Operation	✓	✓	✓	✓	✓	✓
DC Indoor Fan Motor	✓	✓	✓	✓	✓	✓
Swing Compressor	✓		✓	✓	✓	
Scroll Compressor		✓				✓
High Efficiency Indoor Heat Exchanger Coil	✓	✓	✓	✓	✓	✓
Automatic Mode Changeover	✓	✓	✓	✓	✓	✓
P.M.V. Control Operations	✓	✓	✓		✓	✓
Temperature Limit Operations	✓ ¹	✓ ¹	✓ ¹		✓ ¹	✓ ¹
Home Leave	✓ ¹	✓ ¹	✓ ¹		✓ ¹	✓ ¹
Auto Restart After Power Failure	✓	✓	✓	✓	✓	✓
Self Diagnostics	✓	✓	✓	✓	✓	✓
Anti-Corrosion Coating for Outdoor Heat Exchanger	✓	✓	✓	✓	✓	✓
Indoor Unit Designed and Built in Australia	✓	✓			✓	✓
Long Piping Length	✓	✓	✓		✓	✓
High Strength Galvanized Steel Casing	✓	✓	✓	✓	✓	✓
Night Quiet Mode	✓ ²	✓ ²	✓ ²	✓ ²	✓ ²	✓ ²
Low Noise Operation	✓ ³	✓ ³	✓ ³		✓ ³	✓ ³
Program Dry Mode	✓	✓	✓	✓	✓	✓
Intelligent Defrost	✓	✓	✓	✓	✓	✓
Hot Start	✓	✓	✓	✓	✓	✓
Quick Cool / Heat – Powerful Mode	✓	✓	✓	✓	✓	✓
Automatic Fan Speed				✓		
Automatic Airflow Adjustment	✓	✓	✓		✓	✓ ⁴
Indoor Fan Cycles with Compressor	✓ ⁵	✓ ⁵	✓ ⁵		✓ ⁵	✓ ⁵
24 Hour On/Off Timer	✓	✓	✓	✓	✓	✓
Night Set Mode				✓ ²		
Seven Day Time Clock	✓	✓	✓		✓	✓
Electronic Control System	✓	✓	✓	✓	✓	✓
Airside Control	✓ ⁶	✓ ⁶			✓ ⁶	
OptiZone Control	✓ ⁷				✓ ⁷	
Wireless LAN Connection	✓ ⁸	✓ ⁸	✓ ⁸	✓ ¹⁰	✓ ⁸	✓ ⁸
R22 Retrofit Capability	✓	✓ ⁹	✓		✓	
Auto Clean Air Filter Module				✓ ¹⁰		
3-D Auto Swing Grille				✓ ¹⁰		
Demand Enabled Response (DRED)	✓	✓ ¹¹	✓	✓	✓	✓ ¹¹

¹ Only available on Nav Ease

² Night Quiet & Night Set modes may reduce capacity

³ Low Noise Operation requires optional PCB

⁴ Only available on FDYQN180-200LCV1

⁵ Can be set up by installer during installation

⁶ Only available on AirHub On/Off Zone Controller & Zone Controller

⁷ Only available on AirHub Linear Controller

⁸ Optional accessory & only compatible with Nav Ease or Zone Controller

⁹ Only available when connected to RZYQ-T(2)Y1

¹⁰ Optional accessory & only compatible with Nav Ease Controller

¹¹ Optional accessory, compliant to AS/NZS 4755.3.1:2012 (built-in for 180 Class)

Features and benefits

Energy efficiency

Inverter operation

An inverter system works like the accelerator of a car, gently increasing or decreasing power to steadily maintain your optimum temperature without fluctuations. That means uninterrupted comfort and significant savings on running costs. Daikin Premium Inverters can also reach your desired temperature faster than conventional air conditioners.

Automatic mode changeover

Automatically selects heating or cooling modes to suit thermostat settings and prevailing room temperature.

Predicted Mean Vote (PMV) Control

Measures indoor and outdoor temperatures to calculate the ideal room temperature, gently adjusting it for the optimum balance between efficiency and comfort.

Temperature limit operations

Lets you pre-define temperature range for cooling or heating, to reduce energy consumption.

Home Leave

Ideal for cold climates, Home Leave turns your air conditioner on automatically when room temperatures drop below 10°C, keeping your home at or above 10°C so it never gets really cold.

Automatic functions

Auto restart after power failure

The air conditioner memorises the settings for mode, airflow, temperature etc. and automatically returns to them when power is restored after a power failure.

Self diagnosis with digital display

Malfunction codes are displayed on your control panel for fast, easy fault diagnosis and maintenance.

Anti-corrosion coating

An anti-corrosion coating on outdoor heat exchangers gives greater resistance to salt damage and atmospheric corrosion.

Compact design

The compact design of Daikin ducted indoor units allows them to be installed in confined areas, and they can also be dismantled for easier installation in tight roof spaces.

Comfort control

Night Quiet Mode

Outdoor unit noise is automatically reduced by 3dB when outdoor temperatures fall more than 6°C from the day's maximum (set during installation).

Program Dry Mode

In this mode, priority is given to reducing the level of humidity in the room rather than room temperature.

Intelligent Defrost

During heating operation in low ambient temperature conditions, frost can form on the outdoor unit heat exchanger which can reduce your air conditioner's performance. Daikin's Intelligent Defrost system constantly monitors a range of system parameters and temperatures to determine the optimum time to commence a defrost operation for maximum performance in cold conditions.

Hot start

Prior to heating, the indoor unit warms to a pre-set temperature before the fan switches on, ensuring only warm air is discharged, eliminating cold drafts.

Quick cool/heat - Powerful Mode

This feature temporarily increases power to more rapidly reach your desired room temperature, before automatically returning to normal operation.

Timer control

24 hour on/off timer

This timer can be pre-set to start and stop at any time within a 24 hour period.

Night Set Mode

A timer off circuit gradually adjusts pre-set cooling and heating levels, preventing sudden temperature changes during the night and improving economy.

Seven day time clock

This allows you to program your air conditioner to turn on or off at set times for every day of the week.

Note: Not all features available on all models. Please refer to checklist on page 22

Premium Inverter - Single Phase



INDOOR UNIT		FDYA71AV19	FDYA85AV19	FDYA100AV19	FDYA125AV19	FDYA140AV19	FDYA160AV19
OUTDOOR UNIT		RZAS71C2V1	RZAS85C2V1	RZAS100C2V1	RZAS125C2V1	RZAS140C2V1	RZAS160C2V1
Rated Capacity	Cool (kW)	7.1	8.5	10.0	12.5	14.0	16.0
	Heat (kW)	7.5	10.0	12.5	15.0	16.5	18.0
Capacity Range	Cool (kW)	3.2-8.0	3.7-10.0	5.0-11.2	5.0-14.0	5.0-16.0	7.3-17.0
	Heat (kW)	2.2-9.0	3.0-11.2	5.1-14.0	4.1-16.0	6.7-18.0	7.0-20.0
Power Input (Rated)	Cool (kW)	1.90	2.35	2.61	3.45	3.93	4.85
	Heat (kW)	1.75	2.46	3.13	3.80	4.28	4.65
E.E.R./C.O.P	C/H	3.74/4.29	3.62/4.07	3.83/3.99	3.62/3.95	3.56/3.86	3.30/3.87
TCSPF (Residential)	Hot/Average/Cold	5.20/4.50/4.55	4.99/4.40/4.45	4.69/4.22/4.25	4.96/4.47/4.59	5.00/4.54/4.67	4.77/4.37/4.55
HSPF (Residential)	Hot/Average/Cold	4.79/4.34/3.86	4.43/4.04/3.60	4.43/4.07/3.62	4.72/4.08/3.45	5.01/4.12/3.41	4.55/3.97/3.41
Airflow Rate (Nominal/Max)	l/s	425/566	580/600	680/800	755/840	900/1000	950/1120
Indoor Sound Level (H) @ 1.5m	dB(A) (C/H)	37.3/40.5	42.0/42.5	42.3/45.0	44.8/46.2	45.9/47.4	47.2/49.6
Piping Length	m	75					
Indoor Fan Speeds		H/M/L					
Dimensions (HxWxD)	Indoor (mm)	300x1210x900			360x1520x935	400x1505x980	
	Outdoor (mm)	990x940x320		1430x940x320			
Weight	Indoor (kg)	40	41	46	56	60	60
	Outdoor (kg)	69	78	93	93	93	99
Power Supply	V/Hz	1 Phase, 220-240V, 50Hz					
Compressor Type		Hermetically Sealed Swing Type					
Refrigerant		R32					
Pipe Sizes	Liquid (mm)	9.5 (Flared)					
	Gas (mm)	15.9 (Flared)					
	Drain (mm)	ID 25 / OD 32					
Supply Air Opening	mm (HxW, Flange)	185x852		245x1152	295x1152		
Return Air Opening	mm	1x400 (Oval)	2x350 (Oval)	2x400 (Oval)			
Outdoor Operating Range	Cool (°CDB)	-5 to 50					
	Heat (°CWB)	-15 to 16					
EPA Sound Power Level	dB(A)	67	71	70	71	73	75
Outdoor Sound Level (H) @ 1m	Pressure dB(A) (C/H)	48/50	52/53	51/53	52/54	54/56	56/58

Notes:

- i. The Rated Capacity, Power Input and Running Current are measured in accordance with AS/NZS 3823.1.2
Cooling: Indoor temp: 27°CDB/19°CWB, Outdoor temp: 35°CDB/24°CWB
Heating: Indoor temp: 20°CDB/15°CWB, Outdoor temp: 7°CDB/6°CWB
- ii. Indoor and outdoor sound levels are determined in an anechoic chamber and may differ once the unit is installed due to ambient conditions
- iii. TCSPF: Total Cooling Seasonal Performance Factor & HSPF: Heating Seasonal Performance Factor as defined under GEMS 2019 Determination
- iv. R32 ducted indoor units must be installed in the ceiling space, it is not to be installed under floor

Premium Inverter - Three Phase



INDOOR UNIT		FDYQ180LCV1	FDYQ200LCV1	FDYQ250LCV1	HEATING FOCUS OPTION		
OUTDOOR UNIT		RZYQ7T2Y1	RZYQ8TY1	RZYQ10TY1	RZYQ7TA2Y1	RZYQ8TAY1	RZYQ10TAY1
Rated Capacity	Cool (kW)	18.0	20.0	24.0	18.0	20.0	24.0
	Heat (kW)	20.0	22.4	26.8	20.0	22.4	26.8
Capacity Range	Cool (kW)	9.0-20.0	10.0-22.4	11.7-24.0	9.0-20.0	10.0-22.4	11.7-24.0
	Heat (kW)	10.0-22.4	11.2-25.0	13.4-26.8	10.0-22.4	11.2-25.0	13.4-26.8
Power Input (Rated)	Cool (kW)	5.61	6.08	7.47	5.60	6.08	7.47
	Heat (kW)	5.81	6.17	8.14	5.81	6.17	8.14
E.E.R./C.O.P	C/H	3.21/3.44	3.29/3.63	3.21/3.29	3.21/3.44	3.29/3.63	3.21/3.29
TCSPF (Residential)	Hot/Average/Cold	3.80/3.26/3.22	3.87/3.35/3.32	3.98/3.50/3.51	3.79/3.23/3.18	3.86/3.32/3.29	3.97/3.48/3.48
HSPF (Residential)	Hot/Average/Cold	3.21/3.15/3.02	3.42/3.35/3.20	3.60/3.37/3.15	3.21/3.15/3.02	3.42/3.35/3.20	3.60/3.37/3.15
Airflow Rate (Nominal/Max)	l/s	1160/1200	1200/1300	1400/1600	1160/1200	1200/1300	1400/1600
Indoor Sound Level (H) @1.5m	dB(A) (C/H)	45.0/45.0	44.0/44.0	46.0/46.0	45.0/45.0	44.0/44.0	46.0/46.0
Piping Length	m	150			165		
Indoor Fan Speeds		H/M/L					
Dimensions (HxWxD)	Indoor (mm)	470x1200x997	470x1400x997		470x1200x997	470x1400x997	
	Outdoor (mm)	1657x930x765					
Weight	Indoor (kg)	70	79	85	70	79	85
	Outdoor (kg)	192	192	203	185	185	200
Power Supply	V/Hz	3 Phase, 380-415V, 50Hz					
Compressor Type		Hermetically Sealed Scroll Type					
Refrigerant		R410A					
Pipe Sizes	Liquid (mm)	9.5 (Brazed)					
	Gas (mm)	19.1 (Brazed)		22.2 (Brazed)	19.1 (Brazed)		22.2 (Brazed)
	Drain (mm)	BSP 3/4 inch Internal Thread			BSP 3/4 inch Internal Thread		
Supply Air Opening	mm (HxW, Flange)	350x918	350x1118		350x918	350x1118	
Return Air Opening	mm	393x918 (Flange)	393x1118 (Flange)		393x918 (Flange)	393x1118 (Flange)	
Outdoor Operating Range	Cool (°CDB)	-5 to 49					
	Heat (°CWB)	-20 to 16					
EPA Sound Power Level	dB(A)	-	-	-	76	76	78
Outdoor Sound Level (H) @1m	Pressure dB(A) (C/H)	56/56	56/56	57/57	56/56	56/56	57/57

Notes:

- i. The Rated Capacity, Power Input and Running Current are measured in accordance with AS/NZS 3823.1.2
Cooling: Indoor temp: 27°CDB/19°CWB, Outdoor temp: 35°CDB/24°CWB
Heating: Indoor temp: 20°CDB/15°CWB, Outdoor temp: 7°CDB/6°CWB
- ii. Indoor and outdoor sound levels are determined in an anechoic chamber and may differ once the unit is installed due to ambient conditions
- iii. TCSPF: Total Cooling Seasonal Performance Factor & HSPF: Heating Seasonal Performance Factor as defined under GEMS 2019 Determination
- iv. R32 ducted indoor units must be installed in the ceiling space, it is not to be installed under floor

Product Specification
Inverter - Single Phase



INDOOR UNIT		FDYAN50AV1	FDYAN60AV1	FDYAN71AV1	FDYAN85AV1	FDYAN100AV1	FDYAN125AV1	FDYAN140AV1	FDYAN160AV1
OUTDOOR UNIT		RZA50C2V1	RZA60C2V1	RZA71C2V1	RZA85C2V1	RZA100C2V1	RZA125C2V1	RZA140C2V1	RZA160C2V1
Rated Capacity	Cool (kW)	5.0	6.0	7.1	8.5	10.0	12.5	14.0	15.5
	Heat (kW)	6.0	7.0	7.5	10.0	12.5	15.0	16.5	18.0
Capacity Range	Cool (kW)	1.4-6.0	1.4-7.1	1.8-8.0	3.2-10.0	3.2-11.2	4.0-14.0	5.0-16.0	7.3-16.3
	Heat (kW)	1.4-7.1	1.4-8.0	2.0-9.0	3.5-11.2	3.5-14.0	4.1-16.0	5.1-18.0	7.3-18.2
Power Input (Rated)	Cool (kW)	1.35	1.78	2.20	2.53	3.10	3.94	4.30	4.95
	Heat (kW)	1.62	1.95	1.93	2.80	3.35	4.00	4.50	4.90
E.E.R./C.O.P	C/H	3.70/3.70	3.37/3.59	3.23/3.89	3.36/3.57	3.23/3.73	3.17/3.75	3.26/3.67	3.13/3.67
TCSPF (Residential)	Hot/Average/Cold	4.42/3.72/3.65	4.35/3.75/3.75	4.42/3.86/3.92	4.28/3.84/3.89	4.28/3.87/3.96	4.25/3.90/4.01	4.19/3.86/3.96	4.05/3.76/3.86
HSPF (Residential)	Hot/Average/Cold	4.51/4.02/3.49	4.46/3.76/3.15	4.17/3.85/3.41	3.97/3.67/3.32	3.85/3.48/3.04	4.31/3.31/2.77	3.90/3.51/3.05	3.87/3.53/3.12
Airflow Rate (Nominal/Max)	l/s	315/370	340/400	425/566	580/600	680/800	755/840	900/1000	950/1120
Indoor Sound Level (H) @1.5m	dBA (C/H)	33.3/35.0	34.1/35.9	37.3/40.5	42.0/42.4	43.5/45.8	44.2/45.5	46.6/47.9	47.9/50.7
Piping Length	m	50							
Indoor Fan Speeds		H/M/L							
Dimensions (HxWxD)	Indoor (mm)	300x1210x900				360x1520x935			
	Outdoor (mm)	595x845x300		990x940x320			1430x940x320		
Weight	Indoor (kg)	37	37	40	40	45	55	55	56
	Outdoor (kg)	45	45	45	69	69	78	93	99
Power Supply	V/Hz	1 Phase, 220-240V, 50Hz							
Compressor Type		Hermetically Sealed Swing Type							
Refrigerant		R32							
Pipe Sizes	Liquid (mm)	6.4 (Flare)			9.5 (Flare)				
	Gas (mm)	12.7 (Flare)			15.9 (Flare)				
	Drain (mm)	ID 25 / OD 32							
Supply Air Opening	mm (HxW, Flange)	185x852				245x1152			
Return Air Opening	mm	1x400 (Oval)			2x350 (Oval)	2x400 (Oval)			
Outdoor Operating Range	Cool (°CDB)	-5 to 46							
	Heat (°CWB)	-15 to 16							
EPA Sound Power Level	dBA	68	68	68	70	71	72	73	75
Outdoor Sound Level (H) @1m	Pressure dBA (C/H)	48/51	48/51	48/51	51/54	52/54	53/56	54/56	56/58

- Notes:
- i. The Rated Capacity, Power Input and Running Current are measured in accordance with AS/NZS 3823.1.2
Cooling: Indoor temp: 27°CDB/19°CWB, Outdoor temp: 35°CDB/24°CWB
Heating: Indoor temp: 20°CDB/15°CWB, Outdoor temp: 7°CDB/6°CWB
 - ii. Indoor and outdoor sound levels are determined in an anechoic chamber and may differ once the unit is installed due to ambient conditions
 - iii. TCSPF: Total Cooling Seasonal Performance Factor & HSPF: Heating Seasonal Performance Factor as defined under GEMS 2019 Determination
 - iv. R32 ducted indoor units must be installed in the ceiling space, it is not to be installed under floor

Product Specification
Inverter - Three Phase



INDOOR UNIT		FDYAN71AV1	FDYAN85AV1	FDYAN100AV1	FDYAN125AV1	FDYAN140AV1	FDYAN160AV1	FDYQN180LCV1	FDYQN200LCV1	FDYQN250LBV1	
OUTDOOR UNIT		RZA71C2Y1	RZA85C2Y1	RZA100C2Y1	RZA125C2Y1	RZA140C2Y1	RZA160C2Y1	RZQ180M2Y1	RZQ200MY1	RZQ250LY1	
Rated Capacity	Cool (kW)	7.1	8.5	10.0	12.5	14.0	15.5	18.0	19.5	23.5	
	Heat (kW)	7.5	10.0	12.5	15.0	16.5	18.0	20.0	22.4	26.8	
Capacity Range	Cool (kW)	3.2-8.0	3.2-10.0	3.2-11.2	4.0-14.0	5.0-16.0	7.3-16.3	9.0-18.0	10.1-19.5	15.0-23.5	
	Heat (kW)	3.5-9.0	3.5-11.2	3.5-14.0	4.1-16.0	5.1-18.0	7.3-18.2	10.0-20.0	11.2-22.4	16.8-26.8	
Power Input (Rated)	Cool (kW)	2.20	2.53	3.10	3.94	4.30	4.95	5.82	6.11	7.85	
	Heat (kW)	1.93	2.80	3.35	4.00	4.50	4.90	6.11	6.85	8.47	
E.E.R./C.O.P	C/H	3.23/3.89	3.36/3.57	3.23/3.73	3.17/3.75	3.26/3.67	3.13/3.67	3.09/3.27	3.19/3.27	2.99/3.16	
TCSPF (Residential)	Hot/Average/Cold	4.44/3.91/3.98	4.28/3.84/3.89	4.28/3.87/3.96	4.25/3.90/4.01	4.19/3.86/3.96	4.05/3.76/3.86	3.61/3.15/3.12	4.05/3.76/3.86	3.73/3.41/3.46	
HSPF (Residential)	Hot/Average/Cold	4.17/3.90/3.55	3.97/3.67/3.32	3.85/3.48/3.04	4.31/3.31/2.77	3.90/3.51/3.05	3.87/3.53/3.12	3.23/2.95/2.61	3.87/3.53/3.12	3.41/3.08/2.72	
Airflow Rate (Nominal/Max)	l/s	425/566	580/600	680/800	755/840	900/1000	950/1120	1160/1200	1400/1600	1400/1600	
Indoor Sound Level (H) @1.5m	dBA (C/H)	37.3/40.5	42.0/42.4	43.5/45.8	44.2/45.5	46.6/47.9	47.9/50.7	45.0/45.0	46.0/46.0	49.5/49.5	
Piping Length	m	50									
Indoor Fan Speeds		H/M/L									
Dimensions (HxWxD)	Indoor (mm)	300x1210x900			360x1520x935			470x1200x997		470x1400x997	500x1430x970
	Outdoor (mm)	990x940x320						1430x940x320		1680x930x765	
Weight	Indoor (kg)	40	40	45	55	55	56	70	85	92	
	Outdoor (kg)	69	69	69	78	78	93	99	138	193	
Power Supply	V/Hz	3 Phase, 380-415V, 50Hz									
Compressor Type		Hermetically Sealed Swing Type						Hermetically Sealed Scroll Type			
Refrigerant		R32						R410A			
Pipe Sizes	Liquid (mm)	9.5 (Flare)						9.5 (Brazed)			
	Gas (mm)	15.9 (Flare)						19.1 (Brazed)		22.2 (Brazed)	
	Drain (mm)	ID 25/OD 32						BSP 3/4 inch Internal Thread			
Supply Air Opening	mm (HxW, Flange)	185x852			245x1152			350x918	350x1118	376x938	
Return Air Opening	mm	1x400 (Oval)		2x350 (Oval)		2x400 (Oval)		393x918 (Flange)	393x1118 (Flange)	350x1118 (Flange)	
Outdoor Operating Range	Cool (°CDB)	-5 to 46							-5 to 43		
	Heat (°CWB)	-15 to 16							-20 to 16		
EPA Sound Power Level	dBA	67	70	71	72	73	75	72	74	79	
Outdoor Sound Level (H) @1m	Pressure dBA (C/H)	48/50	51/54	52/54	53/56	54/56	56/58	57/58	58/59	57/58	

- Notes:
- i. The Rated Capacity, Power Input and Running Current are measured in accordance with AS/NZS 3823.1.2
Cooling: Indoor temp: 27°CDB/19°CWB, Outdoor temp: 35°CDB/24°CWB
Heating: Indoor temp: 20°CDB/15°CWB, Outdoor temp: 7°CDB/6°CWB
 - ii. Indoor and outdoor sound levels are determined in an anechoic chamber and may differ once the unit is installed due to ambient conditions
 - iii. TCSPF: Total Cooling Seasonal Performance Factor & HSPF: Heating Seasonal Performance Factor as defined under GEMS 2019 Determination
 - iv. R32 ducted indoor units must be installed in the ceiling space, it is not to be installed under floor

Product Specification
FBA - Single Phase



SERIES		PREMIUM INVERTER						INVERTER			
INDOOR UNIT		FBA50BAVMA	FBA60BAVMA	FBA71BVMA	FBA85BVMA	FBA100BVMA	FBA125BVMA	FBA140BVMA	FBA71BVMA	FBA85BVMA	
OUTDOOR UNIT		RZAV50C2V1	RZAV60C2V1	RZAV71C2V1	RZAV85C2V1	RZAV100F2V1	RZAV125F2V1	RZAV140F2V1	RZAC71C2V1	RZAC85C2V1	
Rated Capacity	Cool (kW)	5.0	6.0	7.1	8.5	10.0	12.5	14.0	7.1	8.5	
	Heat (kW)	6.0	7.1	8.0	10.0	12.0	15.0	16.5	8.0	10.0	
Capacity Range	Cool (kW)	1.4-6.0	1.4-7.1	3.2-8.0	4.0-10.0	3.5-11.5	3.5-14.0	3.5-15.0	1.8-8.0	3.2-10.0	
	Heat (kW)	1.4-7.1	1.4-8.0	3.5-9.0	4.1-11.2	3.5-14.0	3.5-16.5	3.5-18.0	2.0-9.0	3.5-11.2	
Power Input (Rated)	Cool (kW)	1.37	1.67	2.02	2.30	2.79	3.68	4.28	2.15	2.64	
	Heat (kW)	1.41	1.71	1.99	2.50	2.92	3.88	4.52	2.30	2.95	
E.E.R./C.O.P	C/H	3.65/4.26	3.59/4.15	3.51/4.02	3.70/4.00	3.58/4.11	3.40/3.87	3.27/3.65	3.30/3.47	3.22/3.39	
TCSPF (Residential)	Hot/Average/Cold	4.63/3.87/3.83	4.58/3.92/3.91	4.52/3.97/4.00	4.79/4.26/4.31	5.55/4.92/5.07	5.03/4.62/4.76	4.90/4.53/4.69	4.18/3.67/3.69	4.32/3.87/3.95	
HSPF (Residential)	Hot/Average/Cold	5.01/4.57/4.11	4.94/4.47/3.96	4.49/4.14/3.71	4.64/4.27/3.87	5.57/4.75/4.18	5.32/4.49/3.88	5.24/4.35/3.77	3.96/3.68/3.42	4.24/3.83/3.49	
Airflow Rate (Nominal)	l/s	300	300	383	533	533	600	600	383	533	
Indoor Sound Level (H) @1.5m	dBA	35	35	38	38	38	40	40	38	38	
Piping Length	m	50		75		85		50			
Indoor Fan Speeds		H/M/L									
Dimensions (HxWxD)	Indoor (mm)	245x1000x800			245x1400x800				245x1000x800	245x1400x800	
	Outdoor (mm)	595x845x300		990x940x320		870x1100x460		595x845x300	990x940x320		
Weight	Indoor (kg)	37	37	37	47	47	47	47	37	47	
	Outdoor (kg)	45	45	69	78	93	95	95	45	69	
Power Supply	V/Hz	1 Phase, 220-240V, 50Hz									
Compressor Type		Hermetically Sealed Swing Type									
Refrigerant		R32									
Pipe Sizes	Liquid (mm)	6.4 (Flared)			9.5 (Flared)						
	Gas (mm)	12.7 (Flared)			15.9 (Flared)						
	Drain (mm)	ID 25 / OD 32									
Supply Air Opening	mm (HxW, Flange)	176x792			176x1192				176x792	176x1192	
Return Air Opening	mm (HxW, Flange)	208x952			208x1352				208x952	208x1352	
Outdoor Operating Range	Cool (°CDB)	-5 to 50							-5 to 46		
	Heat (°CWB)	-15 to 16									
EPA Sound Power Level	dBA	68	68	67	71	68	69	70	68	70	
Outdoor Sound Level (H) @1m	Pressure dBA (C/H)	48/51	48/51	48/50	52/53	49/50	50/51	52/53	48/51	51/54	

Notes:

- i. The Rated Capacity, Power Input and Running Current are measured in accordance with AS/NZS 3823.1.2
Cooling: Indoor temp: 27°CDB/19°CWB, Outdoor temp: 35°CDB/24°CWB
Heating: Indoor temp: 20°CDB/15°CWB, Outdoor temp: 7°CDB/6°CWB
- ii. Indoor and outdoor sound levels are determined in an anechoic chamber and may differ once the unit is installed due to ambient conditions
- iii. TCSPF: Total Cooling Seasonal Performance Factor & HSPF: Heating Seasonal Performance Factor as defined under GEMS 2019 Determination
- iv. R32 ducted indoor units must be installed in the ceiling space, it is not to be installed under floor

Product Specification
FBA - Three Phase



SERIES		PREMIUM INVERTER					INVERTER	
INDOOR UNIT		FBA71BVMA	FBA85BVMA	FBA100BVMA	FBA125BVMA	FBA140BVMA	FBA85BVMA	
OUTDOOR UNIT		RZAV71C2Y1	RZAV85C2Y1	RZAV100F2Y1	RZAV125F2Y1	RZAV140F2Y1	RZAC85C2Y1	
Rated Capacity	Cool (kW)	7.1	8.5	10.0	12.5	14.0	8.5	
	Heat (kW)	8.0	10.0	12.0	15.0	16.5	10.0	
Capacity Range	Cool (kW)	3.2-8.0	4.0-10.0	3.5-11.5	3.5-14.0	3.5-15.0	3.2-10.0	
	Heat (kW)	3.5-9.0	4.1-11.2	3.5-14.0	3.5-16.5	3.5-18.0	3.5-11.2	
Power Input (Rated)	Cool (kW)	2.02	2.30	2.79	3.68	4.28	2.64	
	Heat (kW)	1.99	2.50	2.92	3.88	4.52	2.95	
E.E.R./C.O.P	C/H	3.51/4.02	3.70/4.00	3.58/4.11	3.40/3.87	3.27/3.65	3.22/3.39	
TCSPF (Residential)	Hot/Average/Cold	4.52/3.97/4.00	4.79/4.26/4.31	5.55/4.92/5.07	5.03/4.62/4.76	4.90/4.53/4.69	4.32/3.87/3.95	
HSPF (Residential)	Hot/Average/Cold	4.49/4.14/3.71	4.64/4.27/3.87	5.57/4.75/4.18	5.32/4.49/3.88	5.24/4.35/3.77	4.24/3.83/3.49	
Airflow Rate (Nominal)	l/s	383	533	533	600	600	533	
Indoor Sound Level (H) @1.5m	dBA	38	38	38	40	40	38	
Piping Length	m	75		85			50	
Indoor Fan Speeds		H/M/L						
Dimensions (HxWxD)	Indoor (mm)	245x1000x800	245x1400x800				245x1000x800	245x1400x800
	Outdoor (mm)	990x940x320		870x1100x460		990x940x320		
Weight	Indoor (kg)	37	47	47	47	47	47	
	Outdoor (kg)	69	78	93	95	95	69	
Power Supply	V/Hz	3 Phase, 380-415V, 50Hz						
Compressor Type		Hermetically Sealed Swing Type						
Refrigerant		R32						
Pipe Sizes	Liquid (mm)	9.5 (Flared)						
	Gas (mm)	15.9 (Flared)						
	Drain (mm)	ID 25 / OD 32						
Supply Air Opening	mm (HxW, Flange)	176x792	176x1192					
Return Air Opening	mm (HxW, Flange)	208x952	208x1352					
Outdoor Operating Range	Cool (°CDB)	-5 to 50					-5 to 46	
	Heat (°CWB)	-15 to 16						
EPA Sound Power Level	dBA	67	71	68	69	70	70	
Outdoor Sound Level (H) @1m	Pressure dBA (C/H)	48/50	52/53	49/50	50/51	52/53	51/54	

Notes:

- i. The Rated Capacity, Power Input and Running Current are measured in accordance with AS/NZS 3823.1.2
Cooling: Indoor temp: 27°CDB/19°CWB, Outdoor temp: 35°CDB/24°CWB
Heating: Indoor temp: 20°CDB/15°CWB, Outdoor temp: 7°CDB/6°CWB
- ii. Indoor and outdoor sound levels are determined in an anechoic chamber and may differ once the unit is installed due to ambient conditions
- iii. TCSPF: Total Cooling Seasonal Performance Factor & HSPF: Heating Seasonal Performance Factor as defined under GEMS 2019 Determination
- iv. R32 ducted indoor units must be installed in the ceiling space, it is not to be installed under floor

Product Specification
FDYBA - Single Phase



INDOOR UNIT		FDYBA25AV1	FDYBA35AV1	FDYBA50AV1	FDYBA60AV1	FDYBA71AV1
OUTDOOR UNIT		RZAC25G2V1	RZAC35G2V1	RZAC50G2V1	RZAC60G2V1	RZAC71G2V1
Rated Capacity	Cool (kW)	2.50	3.50	5.00	6.00	7.10
	Heat (kW)	3.50	4.00	6.00	7.00	8.00
Capacity Range	Cool (kW)	0.8-2.8	0.8-4.0	1.6-6.2	2.0-6.7	1.7-7.6
	Heat (kW)	0.9-3.7	1.0-4.3	1.5-7.4	2.0-8.0	1.4-8.6
Power Input (Rated)	Cool (kW)	0.60	1.02	1.37	1.70	2.12
	Heat (kW)	0.97	1.11	1.73	1.80	2.22
E.E.R./C.O.P	C/H	4.17/3.61	3.45/3.60	3.65/3.47	3.53/3.89	3.35/3.60
TCSPF (Residential)	Hot/Average/Cold	4.82/4.11/4.04	4.37/3.88/3.92	5.09/4.20/4.19	5.21/4.38/4.45	4.61/4.26/4.41
HSPF (Residential)	Hot/Average/Cold	4.29/3.64/3.05	4.53/4.06/3.69	4.76/4.12/3.58	5.28/4.58/3.98	6.09/4.13/3.28
Airflow Rate (Rated)	l/s	150	195	240	325	325
	Discharge (dBA)	41.6	43.1	45.3	47.7	47.7
Indoor Sound Level (H) @ 1.5m	Suction (dBA)	40.8	38.9	41.2	46.2	46.2
	Casing Breakout (dBA)	30.1	31.6	33.8	35.6	35.6
Piping Length	m	20	20	30	30	30
Indoor Fan Speeds		5 Steps, Quiet and Automatic				
Dimensions (HxWxD)	Indoor (mm)	200x700x450	200x900x450		200x1100x450	
	Outdoor (mm)	550x675x284		595x845x300		695x930x350
Weight	Indoor (kg)	18	21	24		128
	Outdoor (kg)	28		64		128
Power Supply	V/Hz	1 Phase 220-240V, 50Hz				
Compressor Type		Hermetically Sealed Swing Type				
Refrigerant		R32				
Pipe Sizes	Liquid (mm)	6.4 (Flared)		6.4 (Flared)		
	Gas (mm)	9.5 (Flared)		12.7 (Flared)		
	Drain (mm)	ID 20 / OD 26				
Supply Air Opening	mm (HxW, Flange)	153x660	153x860		153x1060	
Return Air Opening	mm (HxW)	163x575	163x775		163x975	
Outdoor Operating Range	Cool (°CDB)	-10 to 50				
	Heat (°CWB)	-15 to 18				
EPA Sound Power Level	dBA	60	60	62	63	67
Outdoor Sound Level (H) @ 1m	Pressure dBA (C/H)	45/48	47/48	47/50	48/51	53/55

Notes:

i. The Rated Capacity, Power Input and Running Current are measured in accordance with AS/NZS 3823.1.2


Cooling: Indoor temp: 27°CDB/19°CWB, Outdoor temp: 35°CDB/24°CWB

Heating: Indoor temp: 20°CDB/15°CWB, Outdoor temp: 7°CDB/6°CWB

ii. Indoor and outdoor sound levels are determined in an anechoic chamber and may differ once the unit is installed due to ambient conditions

iii. TCSPF: Total Cooling Seasonal Performance Factor & HSPF: Heating Seasonal Performance Factor as defined under GEMS 2019 Determination

iv. R32 bulkhead indoor units must be installed in the ceiling space, it is not to be installed under floor



Why choose a Daikin Specialist Dealer?

Like us, our Dealers are specialists. They know the ups and downs, ins and outs of air conditioning. So their expertise ensures you get the right advice for your needs.

Daikin Specialist Dealers provide custom designed solutions for your home through an in-home quotation. Dealers will not only supply and install the best possible air conditioning solution but will also provide ongoing maintenance to ensure peak efficient performance over the life of the system.

To take the stress out of air conditioning your home, speak to a Daikin Specialist Dealer. With over 450 Specialist Dealers across Australia, our specialists are ready to help you fit the right air conditioning solution for your home.

All appointed Daikin Specialist Dealers are independently owned and operated businesses.



© Copyright in the contents of this brochure is owned by Daikin Australia Pty Limited and no part of the document may be reproduced in any form without the express written permission of Daikin Australia Pty Limited.

ASSUMPTIONS

All representations made in Daikin marketing and promotional material are based on the assumptions that the correct equipment has been selected, appropriately sized and installed in accordance with Daikin's installation instructions and standard industry practices.

QUALITY CERTIFICATIONS

Daikin Industries Limited was the first air conditioning equipment manufacturer in Japan to receive ISO 9001 certification. All Daikin manufacturing facilities have been certified to ISO 9001 Quality Management System requirements. ISO 9001 is a certificate for quality assurance concerning 'design, development, manufacturing, installation and related service' of products manufactured at that factory.

Residential Air Conditioning

Manufacturing Div (ISO 9001)
JQA-0486 May 2, 1994
(Shiga Plant)

Commercial Air Conditioning and Refrigeration

Manufacturing Div (ISO 9001)
JMI0107 December 28, 1992
(Kanaoka Factory and Rinkai Factory at Sakai Plant)

ENVIRONMENTAL CERTIFICATIONS

Daikin Industries Limited has received ISO 14001 Environmental Certification for the Daikin production facilities listed below. ISO 14001 is an international standard specifying requirement for an environmental management system, enabling an organisation to formulate policy and objectives, taking into account legislative requirements and information about significant environmental impacts. It applies to those environmental aspects within the organisation's control and over which it can be expected to have an influence.

The certification relates only to the environmental management system and does not constitute any endorsement of the products shipped from the facility by the International Organisation for Standardisation.

Head Office / Tokyo Office	Certificate number: EC02J0355
Shiga Plant (Japan)	Certificate number: EC99J2044
Sakai Plant (Japan)	Certificate number: JQA-E-80009
Daikin Industries Ltd (Thailand)	Certificate number: JQA-E-90108
Yodogawa Plant (Japan)	Certificate number: EC99J2057
Daikin Australia Pty. Ltd.	Certificate number: CEM20437

Daikin Australia Pty Limited (ISO 9001)

QEC 23256
May 12, 2006
Sydney, Brisbane, Adelaide, Melbourne, Newcastle, Townsville, Perth



Daikin Australia Pty Limited (ISO 45001)

OHS 20939 17
February 2021
Sydney



Daikin Australia Pty Limited (ISO 14001)

CEM 20437
October 27, 2006
Sydney, Brisbane, Adelaide, Melbourne, Perth



Industrial System and Chiller Products Manufacturing Div (ISO 9001)

JQA-0495 May 16, 1994
(Yodogawa Plant and Kanaoka Factory and Kishiwada Factory)

Daikin Europe N.V (ISO 9001)

Lloyd 928589.1 June 2, 1993

Daikin Industries (Thailand) Ltd

JQA-1452 September 13, 2002
(ISO 9001)



GLOW CITY

352 Morphett Road
Warradale SA 5046
8397 6100

GLOW SOUTH COAST

16 Wright Road
Goolwa SA 5214
8554 2860

info@glowhce.com.au | glowhce.com.au



Daikin Australia Pty Limited ABN 62 000 172 967

For all Sales enquiries, email: sales@daikin.com.au

For Customer Service or Technical Support, call: 1300 368 300

Scan to learn
more about Daikin
Ducted Systems

